

OECD Health Statistics 2023

Definitions, Sources and Methods

Life expectancy at birth and at various ages (40, 60, 65, and 80 years old)

Life expectancy at birth and at ages 40, 60, 65 and 80 years old is the average number of years that a person at that age can be expected to live, assuming that age-specific mortality levels remain constant.

Sources and Methods

The **Eurostat database** (dataset Life expectancy by age and sex [demo_mlexpec] accessed in June 2023) is the main data source for all European countries, except Türkiye and the United Kingdom. Time series are also completed with national data for selected years, see details below.

i **2022 life expectancy data for females, males and total population at birth** were updated based on data extracted on September 25, 2023.

i **Note:** Life expectancy at birth for the total population is no longer estimated by the OECD Secretariat (using the unweighted average of life expectancy of men and women), but either extracted from the Eurostat database for European countries, or directly provided by other countries, see details below.

Australia

Life expectancy by sex and age:

Source: Australian Bureau of Statistics (ABS).

2013 onwards: Australian Bureau of Statistics (ABS). Life Tables. Canberra: ABS.

Up until 2012: ABS. Deaths, Australia. Canberra: ABS.

Methodology:

- From 1995 onwards, data represent 3-year averages, e.g. 1995 is based on the occurrence of deaths in the 1993-95 period and the estimated resident population at the mid-point of that period.
- Farr's method has been used to calculate life expectancies.

Further information: <http://www.abs.gov.au/>.

Life expectancy at birth for the total population:

Source: Australian Bureau of Statistics (ABS).

2003 onwards: Australian Bureau of Statistics (ABS). Life Tables, Australia.

Up until 2002: Australian Bureau of Statistics (ABS). Historical population.

1974-1975 and 1977-1980: No male and female life expectancy data available.

1969-1973: No births data available. *Also 1969, 1970, 1972 and 1973 had no male and female life expectancy data available.

1968: No male and female life expectancy data available.

1960-1966: No male and female life expectancy data available.

Methodology:

- From 1995 onwards, data represent 3-year averages, e.g. 1995 is based on the occurrence of deaths in the 1993-95 period and the estimated resident population at the mid-point of that period.
- Life expectancy at birth for persons for a particular period was calculated by multiplying male life expectancy by sex ratio at birth and adding female life expectancy, then dividing by sex ratio at birth +1.

Further information: <https://www.abs.gov.au/methodologies/life-tables-methodology/2018-2020>.

Austria

Sources:


From 1970: **Eurostat database**. Data extracted on June 8, 2023.

Until 1969: **Statistics Austria**.

Further information: http://ec.europa.eu/eurostat/data/database?node_code=demo_mlexpec.

Belgium

Source: Eurostat database. Data extracted on June 8, 2023.

 **Break in time series in 2011** due to a methodological change in the process of measuring population and demographic events.

Further information: http://ec.europa.eu/eurostat/data/database?node_code=demo_mlexpec.

Canada

Source: Statistics Canada, Canadian Vital Statistics, Birth and Death Databases; Demographic Estimates Program. Statistics Canada Table: 13-10-0837-01, available at

<https://www150.statcan.gc.ca/t1/tbl1/en/tv.action?pid=1310083701>.

 **Break in time series in 1980:**

- From 1980 onwards, life expectancy is calculated based on that year (previous data were based on three years of mortality data centered around that year), its full methodology is described in the publication *Methods for Constructing Life Tables for Canada, Provinces and Territories* (catalogue no. 84-538), available at:

<https://www150.statcan.gc.ca/n1/en/catalogue/84-538-X>.

- Prior to 1980, life expectancy estimates of Census years (1961, 1966, 1971 and 1976) were based on three years of mortality data centered around that year and were calculated using a superseded methodology. Life expectancy estimates of the only non-Census year prior to 1980 (1979) were calculated by Greville's method for abridged life tables, using annual mortality rates with five-year age groupings of population and mortality rates.

Further information: *Life Tables, Canada, Provinces and Territories* (catalogue no. 84-537-X), available at <https://www150.statcan.gc.ca/n1/en/catalogue/84-537-X>.

Chile

Sources:

From 1982 onwards: **National Statistics Institute** ("Instituto Nacional de Estadísticas"), Sub-Department of Demographic Statistics.

1960-1981: **World Bank**, Open Data, World Development Indicators (WDI),


<https://data.worldbank.org/indicator/SP.DYN.LE00.MA.IN>.

Methodology:

- The life expectancy data correspond to the "official" data from the National Institute of Statistics (INE), projected for 2020, 2021 and 2022. The methodology is available at https://www.ine.gob.cl/docs/default-source/proyecciones-de-poblacion/metodologia/proyecci%C3%B3n-base-2017/tablas-de-mortalidad-de-chile-1992-2050-metodologia.pdf?sfvrsn=ff4b0f8a_5 and https://www.ine.gob.cl/docs/default-source/proyecciones-de-poblacion/cuadros-estadisticos/base-2017/tablas-de-mortalidad-de-chile-1992-2050.xlsx?sfvrsn=5b7af7d_6.

- Figures for 2021 and 2022 are preliminary.

1982 onwards: Figures are up to date with official information from the National Statistics Institute (INE), based on the official death database. Figures for life expectancy are updated based on new population projections based on the last 2017 National Census.

 **Break in time series in 1992:** Life expectancy at birth for the total population is estimated by the OECD Secretariat as the average of females and males life expectancy at birth, for the period 1960-1991, and provided by INE from 1992 onwards.

 **Break in time series in 1982** due to a change of source.

Further information: <http://www.ine.cl> (in Spanish).

- For more information about how COVID-19 has impacted life expectancy, please see https://www.ine.gob.cl/docs/default-source/demografia-y-migracion/publicaciones-y-anuarios/mortalidad/impactos-del-covid-19-en-la-mortalidad-de-chile-durante-2020.pdf?sfvrsn=c664eb78_4.

Colombia

Source: National Administrative Department of Statistics (DANE), Demographic Change Estimates. <https://www.dane.gov.co/index.php/estadisticas-por-tema/demografia-y-poblacion/estimaciones-del-cambio-demografico>.

Methodology: Data are from DANE from the calculations of population projections and back projections based on the National Population and Housing Census 2018. <https://www.dane.gov.co/index.php/estadisticas-por-tema/demografia-y-poblacion/proyecciones-de-poblacion>.

Costa Rica

Sources:

Life expectancy at birth for females and males:

From 2000 onwards: **National Institute of Statistics and Census (INEC).** Unidad de Estadísticas Demográficas, 2000-2022. Costa Rica: Tablas completas de mortalidad. 2000-2022. See <https://www.inec.cr/poblacion/defunciones> and <https://www.inec.cr/sites/default/files/documentos/poblacion/mortalidad/estadisticas/resultados/replaccev2021-01.xls>.

Up until 1999: **The World Bank, Health Nutrition and Population Statistics online database** (accessed on 12 May 2022). <http://databank.worldbank.org/data/>.

Data are from: (1) United Nations Population Division. World Population Prospects, (2) Census reports and other statistical publications from national statistical offices, (3) Eurostat: Demographic Statistics, (4) United Nations Statistical Division. Population and Vital Statistics Report (various years), (5) U.S. Census Bureau: International Database, and (6) Secretariat of the Pacific Community: Statistics and Demography Programme.

🔪 **Break in time series in 2000** due to a change in the source of data.

Life expectancy at birth for the total population:

From 2000 onwards: **National Institute of Statistics and Census (INEC).** Unidad de Estadísticas Demográficas, 2000-2022. Costa Rica: Estadísticas demográficas. 2000-2022. Cuadro y gráfico del boletín de indicadores demográficos.

See <https://www.inec.cr/sites/default/files/documentos-biblioteca-virtual/replaccevgygbiddefinitivos2020.xlsx>.

Up until 1999: **The World Bank, Health Nutrition and Population Statistics online database** (accessed on 12 May 2022). <http://databank.worldbank.org/data/>.

Data are from: (1) United Nations Population Division. World Population Prospects, (2) Census reports and other statistical publications from national statistical offices, (3) Eurostat: Demographic Statistics, (4) United Nations Statistical Division. Population and Vital Statistics Report (various years), (5) U.S. Census Bureau: International Database, and (6) Secretariat of the Pacific Community: Statistics and Demography Programme.

🔪 **Break in time series in 2000** due to a change in the source of data.

Czech Republic

Source: Eurostat database. Data extracted on June 8, 2023.

Further information: http://ec.europa.eu/eurostat/data/database?node_code=demo_mlexpec.

Denmark

Sources:

From 1974: **Eurostat database.** Data extracted on June 8, 2023.

Until 1973: **Statistics Denmark.**

Further information: http://ec.europa.eu/eurostat/data/database?node_code=demo_mlexpec.

Estonia

Source: Eurostat database. Data extracted on June 8, 2023.

Further information: http://ec.europa.eu/eurostat/data/database?node_code=demo_mlexpec.

Finland

Sources:

From 1980: Eurostat database. Data extracted on June 8, 2023.

Until 1979: Statistics Finland.

Further information: http://ec.europa.eu/eurostat/data/database?node_code=demo_mlexpec.

France

Sources:

From 1986: Eurostat database. Data extracted in June 2021.

Until 1985: Institut national de la statistique et des études économiques (Insee).

 **Break in time series in 2013:** Metropolitan France until 2012, France from 2013 onwards.

Further information: http://ec.europa.eu/eurostat/data/database?node_code=demo_mlexpec.

Germany

Source: Eurostat database. Data extracted on June 8, 2023.

Further information: http://ec.europa.eu/eurostat/data/database?node_code=demo_mlexpec.


Greece

Source: Eurostat database. Data extracted on June 8, 2023.

Further information: http://ec.europa.eu/eurostat/data/database?node_code=demo_mlexpec.

Hungary

Source: Eurostat database. Data extracted on June 8, 2023.

 **Break in time series in 2012** due to a methodological change in the process of measuring population and demographic events.

Further information: http://ec.europa.eu/eurostat/data/database?node_code=demo_mlexpec.

Iceland

Source: Eurostat database. Data extracted on June 8, 2023.

Further information: http://ec.europa.eu/eurostat/data/database?node_code=demo_mlexpec.

Ireland

Sources:

From 1986: Eurostat database. Data extracted on June 8, 2023.

Until 1985: Statistics Ireland.

Further information: http://ec.europa.eu/eurostat/data/database?node_code=demo_mlexpec.


Israel


Source: Central Bureau of Statistics. Based on birth and death registrations.

2021: *Life Expectancy by Sex, Religion and Population Group*, Central Bureau of Statistics, published 09.11.2022. Available at https://www.cbs.gov.il/he/publications/doclib/2022/3.shnatonhealth/st03_05.pdf.

2020: *Life Expectancy by Sex, Religion and Population Group*, Central Bureau of Statistics, published 31.08.2021. Available at https://www.cbs.gov.il/he/publications/doclib/2021/3.shnatonhealth/st03_05.pdf.

Methodology: Life expectancy data are based on abridged life tables (by five-year age groups) which are produced for every calendar year using MORTPAK software package.

 **Break in time series in 2009:** Life tables were calculated based on mortality rates up to age 95 and over after the 2008 census. Previously, the highest age rate was 85 and over.

 **Break in time series in 1984:** Life expectancy at birth for the **total** population is calculated from 1984 onwards. Data for the years 1971-1983 are estimated by the OECD secretariat, using the unweighted average of life expectancy of men and women.

Further information: <https://www.cbs.gov.il/EN/Pages/search/yearly.aspx>.

Note: The statistical data for Israel are supplied by and under the responsibility of the relevant Israeli authorities. The use of such data by the OECD is without prejudice to the status of the Golan Heights, East Jerusalem and Israeli settlements in the West Bank under the terms of international law.

Italy

Sources:

From 1985: **Eurostat database**. Data extracted on June 8, 2023.


Until 1984: **ISTAT**, Istituto Nazionale di Statistica (National Institute of Statistics),

Further information: http://ec.europa.eu/eurostat/data/database?node_code=demo_mlexpec.

Japan

Source: Ministry of Health, Labour and Welfare, Complete Life Tables and Abridged Life Tables.

Methodology: Figures every 5 years from 1960 are complete life tables. Intervening years are abridged life tables.

 Life expectancy at birth for the total population is estimated by the OECD Secretariat, using the unweighted average of life expectancy of men and women.

Further information: <http://www.mhlw.go.jp/english/database/db-hw/vs02.html>.

Korea

Source: Statistics Korea. Life Tables for Korea.

Methodology:

- Chiang's method was used.

- The life table is prepared based on death report data and resident registration population data.

- It was first prepared in 1978 and 1979 using the Demographic Sampling Survey (1980), and was prepared every two years until 2005. It has subsequently been published annually.

Further information: <http://kosis.kr/eng/>.

Latvia

Source: Eurostat database. Data extracted on June 8, 2023.

Further information: http://ec.europa.eu/eurostat/data/database?node_code=demo_mlexpec.

Lithuania

Source: Eurostat database. Data extracted on June 8, 2023.


Further information: http://ec.europa.eu/eurostat/data/database?node_code=demo_mlexpec.

Luxembourg

Sources:

From 1968 (for women) and from 1971 (for men): **Eurostat database**. Data extracted on June 8, 2023.

1960: Ministry of Health.


 **Break in time series in 2012** due to a methodological change in the process of measuring population and demographic events.

Further information: http://ec.europa.eu/eurostat/data/database?node_code=demo_mlexpec.

Mexico

Source: National Population Council (CONAPO), Mexico 2019: Population projections 2016-2050.

Methodology:

 The method used for calculating mortality tables is derived from an exercise performed by the National Population Council (CONAPO). The method is not directly based upon the death records. The method uses the Intercensal Survey 2015, as well as information from the Population and Housing Census from 1960 to 2010 and the socio-demographic surveys carried out in the country since the 1970s such as:

- ENADID, National Dynamic Demographic Survey, 1992, 1997, 2014. National Institute of Statistics and Geography (INEGI).
- ENADID, National Dynamic Demographic Survey, 2006 and 2009. National Institute of Public Health (INSP).
- ENFES, National Fertility Survey, 1976-1977. National Institute of Statistics and Geography. National Population Council.
- ENFES, National Fertility Survey, 1987. National Institute of Statistics and Geography. National Population Council.

In addition the method uses since 1990 information from births database of the National Institute of Statistics and Geography.

Further information: <http://www.conapo.gob.mx/> (in Spanish).

Netherlands

Sources:

From 1985: Eurostat database. Data extracted on June 8, 2023.

Until 1984: Statistics Netherlands, Maandstatistiek van de bevolking (Monthly bulletin of population statistics).

Further information: http://ec.europa.eu/eurostat/data/database?node_code=demo_mlexpec.

New Zealand

Source: Statistics New Zealand.

Methodology:

- Deaths registered in New Zealand and population estimates.
- Life expectancy data are calculated from data based on a three-year period centered on the reference year.
- Figures for 1961, 1966, 1971, 1976, 1981, 1986, 1991, 1996, 2001, 2006, 2013 and 2018 are from complete life tables.
- From 1962 to 2017, figures for intermediate years were estimated by the OECD Secretariat and Statistics New Zealand using a simple linear interpolation between those available from complete life tables.
- For the years after 2018, Statistics New Zealand produces abridged life tables using a statistical model for deriving mortality measures and life expectancy for three successive years centered on the reference year. These abridged life tables are an interim indication of mortality and survival trends of the total population until complete period life tables are derived.

Further information: <https://www.stats.govt.nz/topics/life-expectancy>.

Norway

Source: Eurostat database. Data extracted on June 8, 2023.

Note: Eurostat and Statistics Norway calculate life expectancy differently for persons aged 90 years and above. Due to this, national figures for life expectancy calculated and published by Eurostat might differ slightly from those published by Statistics Norway.


Further information: http://ec.europa.eu/eurostat/data/database?node_code=demo_mlexpec.

Poland

Sources:

From 1990: Eurostat database. Data extracted on June 8, 2023.

Until 1989: Statistics Poland, Demographic yearbooks.

 **Break in time series in 2000 and 2009** due to a methodological change in the process of measuring population and demographic events.

Methodology: 1960-1989 figures are from abridged life tables calculated using Chiang's method.

Further information: http://ec.europa.eu/eurostat/data/database?node_code=demo_mlexpec.

Portugal

Source: Eurostat database. Data extracted on June 8, 2023.

Further information: http://ec.europa.eu/eurostat/data/database?node_code=demo_mlexpec.


Slovak Republic

Source: Eurostat database. Data extracted on June 8, 2023.

Further information: http://ec.europa.eu/eurostat/data/database?node_code=demo_mlexpec.

Slovenia

Source: Eurostat database. Data extracted on June 8, 2023.

 **Break in time series in 2008** due to a methodological change in the process of measuring population and demographic events.

Further information: http://ec.europa.eu/eurostat/data/database?node_code=demo_mlexpec.

Spain

Sources:

From 1975: Eurostat database. Data extracted on June 8, 2023.

Until 1974: National Statistics Institute. Deaths statistics.

Further information: http://ec.europa.eu/eurostat/data/database?node_code=demo_mlexpec.

Sweden

Sources:


From 1968: Eurostat database. Data extracted on June 8, 2023.

Until 1967: Statistics Sweden, Life tables on population in Sweden.

Further information: http://ec.europa.eu/eurostat/data/database?node_code=demo_mlexpec.

Switzerland

Source: Eurostat database. Data extracted on June 8, 2023.


 **Break in time series in 2011** due to a methodological change in the process of measuring population and demographic events.


Further information: http://ec.europa.eu/eurostat/data/database?node_code=demo_mlexpec.

Türkiye

Source: Turkish Statistical Institute (TURKSTAT).

Methodology: Until 2012, data based on population projections using the cohort-component method. From 2013, data are based on administrative records.

 **Break in time series in 2013:** From 2013, data are based on the results of the "Life Tables" study, which has been implemented for the first time in Türkiye and which is based on administrative registers.

 **Break in time series in 1990:** New projected life expectancy data released by TURKSTAT. Data for the period 1991-2012 are based on population projections (cohort-component method) that are calculated using the 2008 results of Address Based Population Registration System (ABPRS) and the 2008 results of Demographic and Health

Survey. The values of $e(0)$, $e(40)$, $e(60)$, $e(65)$ and $e(80)$ have been calculated based on $e(5)$ value by using Coale-Demeny Model Life Tables.

Further information: <https://data.tuik.gov.tr/Kategori/GetKategori?p=nufus-ve-demografi-109&dil=1>.

United Kingdom

Source: Office of National Statistics (ONS). *Single-year life tables, UK: 1980 to 2020*, see

<https://www.ons.gov.uk/peoplepopulationandcommunity/birthsdeathsandmarriages/lifeexpectancies/datasets/singleearlifetablesuk1980to2018>.

i Life expectancy at birth for the total population is estimated by the OECD Secretariat, using the unweighted average of life expectancy of men and women.

United States

Source: U.S. Department of Health and Human Services/Centers for Disease Control and Prevention/National Center for Health Statistics. National vital statistics reports (several years).

2021: Xu JQ, Murphy SL, Kochanek KD, Arias E. *Mortality in the United States, 2021*. NCHS Data Brief, No 456. Hyattsville, MD: National Center for Health Statistics. 2022. DOI: <https://dx.doi.org/10.15620/cdc.122516>.

Coverage: National. National Vital Statistics Registration System.

Methodology:

Estimates were calculated to represent the U.S. civilian non-institutionalised population for each time period.

- Data for 2001-2007 have been updated to reflect the actualisation of the revised US intercensal population estimates. More information can be found at the NCHS Vital Statistics website.

- Life table data shown in this report for data years 2000-2006 are based on the newly revised methodology and may differ from figures previously published. Complete life tables by single years of age extending to age 100 years were constructed using a methodology similar to that developed for the 1999-2001 decennial life tables. To calculate the probability of dying at each age, the newly revised methodology used vital statistics death rates for ages under 66 years, and modeled probabilities of death for ages 66 to 100 based on blended vital statistics and Medicare probabilities of dying. Complete life tables for 2000-2006 based on the newly revised methodology, along with a more comprehensive description of the methodology, are published elsewhere (Wei R, Curtin LR, Arias E, Anderson RN. United States decennial life tables for 1999-2001, methodology of the United States life tables. National vital statistics reports; vol. 57, no 4. Hyattsville, MD: National Center for Health Statistics. 2008).

- For data years 1997-1999, complete life tables were constructed by single years of age extending to age 100 years using a revised methodology similar to that of the 1989-1991 decennial life tables. The revised methodology offers comparability with decennial life table methodology, greater accuracy, and finer age detail. A comparison of the two methods shows small differences in resulting values for life expectancy. Although the revised method produces complete life tables (by single years of age), the life table data shown in this report are summarised in 5-year age groupings. To calculate the probability of dying at each age, the revised methodology used vital statistics death rates for ages under 85 years, and mortality data from the Medicare program for ages 85 years and over. The Medicare data are shown to be significantly more reliable than vital statistics data when modeling the probability of dying at the oldest ages.

Further information: NCHS Vital Statistics website, <http://www.cdc.gov/nchs/nvss.htm>.

NON-OECD ECONOMIES

Argentina

Source:

Life expectancy at birth: The World Bank, *World Development Indicators online* (accessed on 8 June 2023). <https://databank.worldbank.org/reports.aspx?source=2&series=SP.DYN.LE00.IN&country=>.

Data are from: (1) United Nations Population Division. World Population Prospects, (2) Census reports and other statistical publications from national statistical offices, (3) Eurostat: Demographic Statistics, (4) United Nations Statistical Division. Population and Vital Statistics Report (various years), (5) U.S. Census Bureau: International Database, and (6) Secretariat of the Pacific Community: Statistics and Demography Programme.

Further information: <https://databank.worldbank.org/source/world-development-indicators>.

Brazil

Sources:

Life expectancy at birth: **The World Bank, World Development Indicators online** (accessed on 8 June 2023).
<https://databank.worldbank.org/reports.aspx?source=2&series=SP.DYN.LE00.IN&country=>.

Data are from: (1) United Nations Population Division. World Population Prospects, (2) Census reports and other statistical publications from national statistical offices, (3) Eurostat: Demographic Statistics, (4) United Nations Statistical Division. Population and Vital Statistics Report (various years), (5) U.S. Census Bureau: International Database, and (6) Secretariat of the Pacific Community: Statistics and Demography Programme.

Further information: <https://databank.worldbank.org/source/world-development-indicators>.

Life expectancy at ages 40, 60, 65 and 80: **Instituto Brasileiro de Geografia e Estatística (IBGE)**, Tábuas Completas de Mortalidade, see <https://www.ibge.gov.br/estatisticas/sociais/populacao/9126-tabuas-completas-de-mortalidade.html>.

Bulgaria

Source: Eurostat database. Data extracted on June 8, 2023.

Further information: http://ec.europa.eu/eurostat/data/database?node_code=demo_mlexpec.

China

Source: **The World Bank, World Development Indicators online** (accessed on 8 June 2023).

<https://databank.worldbank.org/reports.aspx?source=2&series=SP.DYN.LE00.IN&country=>.

Data are from: (1) United Nations Population Division. World Population Prospects, (2) Census reports and other statistical publications from national statistical offices, (3) Eurostat: Demographic Statistics, (4) United Nations Statistical Division. Population and Vital Statistics Report (various years), (5) U.S. Census Bureau: International Database, and (6) Secretariat of the Pacific Community: Statistics and Demography Programme.

Further information: <https://databank.worldbank.org/source/world-development-indicators>.

Croatia

Source: Eurostat database. Data extracted on June 8, 2023.

Further information: http://ec.europa.eu/eurostat/data/database?node_code=demo_mlexpec.

India

Source: **The World Bank, World Development Indicators online** (accessed on 8 June 2023).

<https://databank.worldbank.org/reports.aspx?source=2&series=SP.DYN.LE00.IN&country=>.

Data are from: (1) United Nations Population Division. World Population Prospects, (2) Census reports and other statistical publications from national statistical offices, (3) Eurostat: Demographic Statistics, (4) United Nations Statistical Division. Population and Vital Statistics Report (various years), (5) U.S. Census Bureau: International Database, and (6) Secretariat of the Pacific Community: Statistics and Demography Programme.

Further information: <https://databank.worldbank.org/source/world-development-indicators>.

Indonesia

Source: **The World Bank, World Development Indicators online** (accessed on 8 June 2023).

<https://databank.worldbank.org/reports.aspx?source=2&series=SP.DYN.LE00.IN&country=>.

Data are from: (1) United Nations Population Division. World Population Prospects, (2) Census reports and other statistical publications from national statistical offices, (3) Eurostat: Demographic Statistics, (4) United Nations Statistical Division. Population and Vital Statistics Report (various years), (5) U.S. Census Bureau: International Database, and (6) Secretariat of the Pacific Community: Statistics and Demography Programme.

Further information: <https://databank.worldbank.org/source/world-development-indicators>.

Peru

Source:

Life expectancy at birth: **The World Bank, World Development Indicators online** (accessed on 8 June 2023).
<https://databank.worldbank.org/reports.aspx?source=2&series=SP.DYN.LE00.IN&country=>.

Data are from: (1) United Nations Population Division. World Population Prospects, (2) Census reports and other statistical publications from national statistical offices, (3) Eurostat: Demographic Statistics, (4) United Nations Statistical Division. Population and Vital Statistics Report (various years), (5) U.S. Census Bureau: International Database, and (6) Secretariat of the Pacific Community: Statistics and Demography Programme.

Further information: <https://databank.worldbank.org/source/world-development-indicators>.

Romania

Source: Eurostat database. Data extracted on June 8, 2023.

Further information: http://ec.europa.eu/eurostat/data/database?node_code=demo_mlexpec.

Russian Federation


Source: Federal State Statistics Service (ROSSTAT).

Methodology:

2019: Life expectancy at birth: **Russian Statistical Yearbook 2020**, Table 4.1. "Main demographic indicators."
1990-2018:

Life expectancy at birth: Statistical Compendium "Demographic Yearbook of the Russian Federation", Table 5.3. "Main Indices of Mortality Tables".

- Life expectancy at 65 and 80 years old: data calculated from tables of mortality in Russia, available in Statistical Compendium "Demographic Yearbook of the Russian Federation", Table 5.3. "Main Indices of Mortality Tables".

 **Break in time series in 2014:** Since 2014, the Russian Federation includes Krimea Federal Okrug (Crimea).

Further information:

- 2019 for life expectancy at birth: <https://rosstat.gov.ru/folder/210/document/12994>.

- 1990-2018: <https://www.gks.ru/folder/210/document/13207> for life expectancy at birth and for life expectancy at 65 and 80 years old.

Note: This document, as well as any data and any map included herein, are without prejudice to the status of or sovereignty over any territory, to the delimitation of international frontiers and boundaries and to the name of any territory, city or area.

South Africa

Source: **The World Bank, World Development Indicators online** (accessed on 8 June 2023).

<https://databank.worldbank.org/reports.aspx?source=2&series=SP.DYN.LE00.IN&country=>.

Data are from: (1) United Nations Population Division. World Population Prospects, (2) Census reports and other statistical publications from national statistical offices, (3) Eurostat: Demographic Statistics, (4) United Nations Statistical Division. Population and Vital Statistics Report (various years), (5) U.S. Census Bureau: International Database, and (6) Secretariat of the Pacific Community: Statistics and Demography Programme.

Further information: <https://databank.worldbank.org/source/world-development-indicators>.