

OECD Health Statistics 2025

Definitions, Sources and Methods

Potential years of life lost by ICD categories

For descriptor and ICD codes, please refer to the list presented under [Causes of mortality](#).

Potential Years of Life Lost (PYLL) is a summary measure of premature mortality which provides an explicit way of weighting deaths occurring at younger ages, which are, a priori, preventable. The calculation of PYLL involves summing up deaths occurring at each age and multiplying this with the number of remaining years to live up to a selected age limit.

The **limit of 75 years** has been chosen for the calculations in *OECD Health Statistics* (starting in the 2019 edition of the database). In order to assure cross-country and trend comparison, the PYLL are standardised, for each country i and each year t as follows:

$$PYLL_{it} = \sum_{a=0}^{l-1} (l-a)(d_{at} / p_{at})(P_a / P_n) * 100000$$


where a stands for age, l is the upper age limit chosen for the measure (75 years old in *OECD Health Statistics*), d_{at} is the number of deaths at age a , p_{at} refers to the number of persons aged a in country i at time t , P_a refers to the number of persons aged a in the reference population, and P_n refers to the total number of persons in the reference population.

The selected **ICD categories** presented in *OECD Health Statistics 2025* are detailed in an Excel file [available for download](#), with codes according to the **Tenth revision of the International Classification of Diseases (ICD) along with codes from other ICD revisions used in the WHO Mortality Database**. For a full definition of the latest codes, please consult the ICD-10 website at <https://icd.who.int/browse10/2019/en>.

i Note that data were included since 2022 for the cause of death “COVID-19”, under the codes U07, U07.1, U07.2, U09.9, and U10.9 (part of the category “XXII. Codes for special purposes (U00-U85)”).


i The **PYLL per 100 000 population** are **calculated by the OECD Secretariat** based on age-specific death statistics provided by the World Health Organisation (<https://www.who.int/data/data-collection-tools/who-mortality-database> - data extracted in June 2025).


Age-standardised death rates per 100 000 population for selected causes are calculated by the OECD Secretariat, using the total OECD population for 2015 as the reference population. The standard OECD population by age groups is included in the [Causes of mortality sources and methods](#).

 Note that due to implementation of new revisions of ICD and coding changes that there may be breaks in the series. Data are thus only considered consistent within the same ICD revision.


Notes


 France: Data refer to metropolitan France only, excluding overseas departments.

 Israel: The statistical data for Israel are supplied by and under the responsibility of the relevant Israeli authorities. The use of such data by the OECD is without prejudice to the status of the Golan Heights, East Jerusalem and Israeli settlements in the West Bank under the terms of international law.

 Türkiye has been gradually increasing the coverage of population registers across the whole country. Caution is required when interpreting the evolution of data on mortality in Türkiye.

NON-OECD ECONOMIES

 China: Data for China are only for selected urban and rural areas and represent less than 10% of all deaths occurring in the country.

 Russian Federation: This document, as well as any data and any map included herein, are without prejudice to the status of or sovereignty over any territory, to the delimitation of international frontiers and boundaries and to the name of any territory, city or area.

For further details on country coverage, please refer to the documentation and note available at <https://www.who.int/data/data-collection-tools/who-mortality-database>.

© OECD, *OECD Health Statistics 2025*. July 2025.
<https://www.oecd.org/en/data/datasets/oecd-health-statistics.html>